

89 & 90 Series Spin On Filters

Rated for applications up to 200 PSI and flows up to 70 GPM

Follow table to configure the part number for the assembly or replacement element you wish to order.

Assembly Code

89 A 1 - 0 0 - 10C S V - V

Assembly Options

Code	Description
A	Filter Assembly
E	Element
H	Aluminum Head

Accessories

Code	Description
v	Visual
E	Electrical
G	Gage

Port Size & Type

Code	Description
1	1/2" NPT
2	3/4" NPT
3	1" NPT
4	1/2" SAE
5	3/4" SAE
6	1" SAE

O-ring Type

Code	Description
N	Buna-N
E	EPR
V	Viton

Length

Code	Description
S	Short
L	Long

Bypass

Code	Bypass Setting
0	No Bypass
1	3 PSI*
2	5 PSI*
3	15 PSI*
4	25 PSI
5	50 PSI

Gage Ports

Code	Gage Port
0	No Gages
1	Inlet
2	Inlet
3	Inlet
5	Outlet

Element

Code	Element Description
1M	1 µm Absolute Microglass
3C	3 µm Cellulose
3M	3 µm Absolute Microglass
6M	6 µm Absolute Microglass
10C	10 µm Cellulose
10CW	10 µm Cellulose-Water Absorbing
12M	12 µm Absolute Microglass
25C	25 µm Cellulose
25M	25 µm Absolute Microglass
141S	100 Mesh Stainless Steel



Replacement Filter

89 E 3M S V

Assembly Options
Element
Length
O-ring Type

Replacement Head

89 H 1 13 25

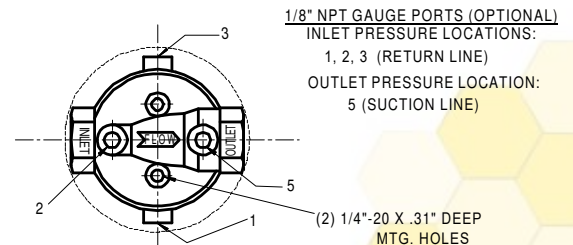
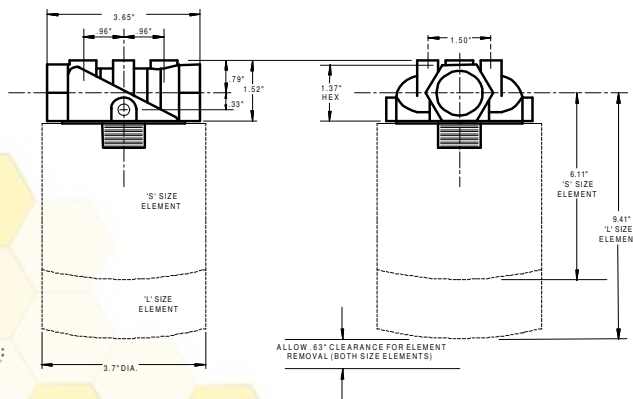
Assembly Options
Port Size & Type
Bypass
Gage Ports

Materials of Construction

- Head - Cast Aluminum
- Element - Drawn Steel

For Standard Element Recommended

- Working Pressure: 175 psi
 - Rated Flow: Up to 37 GPM
 - Temperature: -65° to +250°F. Operating
- Applications: Petroleum based fluids only.
Consult factory for synthetic fluids*



89 & 90 Series Spin On Filters

Rated for applications up to 175 PSI and flows up to 70 GPM

Follow table to configure the part number for the assembly or replacement element you wish to order.

Assembly Code

90 **A** **1 - 4** **25 - 3M** **S** **V - V**

Assembly Options

Code	Description
A	Aluminum Filter Assembly
AG	316 SS Head Filter Assembly
E	Element
H	Aluminum Head

Port Size & Type

Code	Description
1	1" NPT*
2	1 1/4" NPT
3	1 1/2" NPT*
4	1" SAE*
5	1 1/4" SAE
6	1 1/2" SAE

*Note: 1" NPT, 1-1/2" NPT, & 1" SAE offered in 316 SS

Bypass

Code	Bypass Setting
0	No Bypass
1	3 PSI*
2	5 PSI*
3	15 PSI*
4	25 PSI
5	50 PSI

Note: 3, 5, and 15 PSID bypass settings are not available for the 316SS head.

Gage Ports

Code	Gage Port
0	No Gages
1	Inlet
2	Inlet
3	Inlet
4	Outlet
5	Outlet
6	Outlet

Accessories

Code	Description
V	Visual
E	Electrical
G	Gage

O-ring Type

Code	Description
N	Buna-N
E	EPR
V	Viton

Length

Code	Description
S	Short
L	Long

Element

Code	Element Description
1M	1 µm Absolute Microglass
3C	3 µm Cellulose
3M	3 µm Absolute Microglass
6M	6 µm Absolute Microglass
10C	10 µm Cellulose
10CW	10 µm Cellulose-Water Absorbing
12M	12 µm Absolute Microglass
25C	25 µm Cellulose
25M	25 µm Absolute Microglass
141S	100 Mesh Stainless Steel



Materials of Construction

- Head - Cast Aluminum
- Optional - 316 SS Head Available
- Element - Drawn Steel

Replacement Filter

90 **E** **3M** **S** **V**

Assembly Options
Element
Length
O-ring Type

Replacement Head

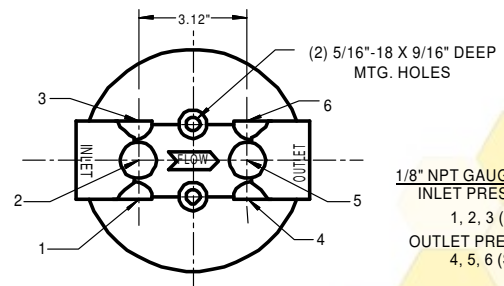
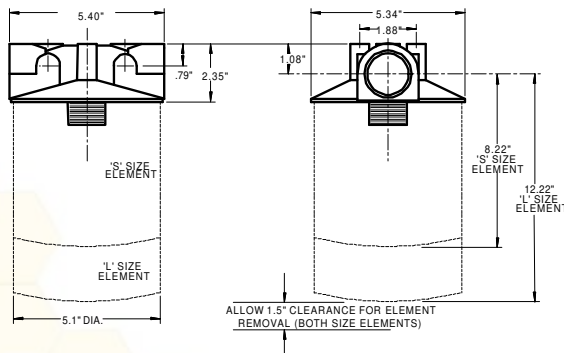
90 **H** **1** **13** **25**

Assembly Options
Port Size & Type
Bypass
Gage Ports

For Standard Element Recommended

- Working Pressure: 100 psi
- Rated Flow: Up to 70 GPM (return) 25 GPM (Suction)
- Temperature: -65° to +250°F. Operating

Caution: For petroleum based fluids only, consult factory for synthetic fluids



1/8" NPT GAUGE PORTS (OPTIONAL)
INLET PRESSURE LOCATIONS:
1, 2, 3 (RETURN LINE)
OUTLET PRESSURE LOCATIONS:
4, 5, 6 (SUCTION LINE)

