

8200 Series In-Line Filters

FILTER ASSEMBLY PART NUMBER

INLET OUTLET
S 82 - 4D 4D - N 10

HOUSING MATERIAL

Code	Material	Pressure (PSI) Operating/Proof/Burst
S	304 SS	6,000/9,000/24,000
G	316 SS*	6,000/9,000/24,000

* MOQ required for 316SS products

FITTING SIZE AND TYPE

Code	Port Size	Port Description	Tube /Pipe	Hex Size	Operating Pressure
1M	1/8"	Male NPT	Pipe	1"	6,000
1P	1/8"	Female NPT	Pipe	1"	6,000
2M	1/4"	Male NPT	Pipe	1"	6,000
2P	1/4"	Female NPT	Pipe	1"	6,000
2B	1/8"	Female O-Ring	Tube	1"	6,000
2D	1/8"	Male O-Ring	Tube	1"	6,000
2C	1/8"	Compression	Tube	1"	3,000
2T	1/8"	37°Flare:J-Fitting	Tube	1"	6,000
3M	3/8"	Male NPT	Pipe	1.75"	3,000
3P	3/8"	Female NPT	Pipe	1.75"	3,000
3B	3/16"	Female O-Ring	Tube	1"	6,000
3D	3/16"	Male O-Ring	Tube	1"	6,000
3C	3/16"	Compression	Tube	1"	3,000
3T	3/16"	37°Flare:J-Fitting	Tube	1"	6,000
4M	1/2"	Male NPT	Pipe	1.75"	3,000
4P	1/2"	Female NPT	Pipe	1.75"	3,000
4B	1/4"	Female O-Ring	Tube	1"	6,000
4D	1/4"	Male O-Ring	Tube	1"	6,000
4C	1/4"	Compression	Tube	1"	3,000
4T	1/4"	37°Flare:J-Fitting	Tube	1"	6,000
6B	3/8"	Female O-Ring	Tube	1"	6,000
6D	3/8"	Male O-Ring	Tube	1"	6,000
6C	3/8"	Compression	Tube	1"	3,000
6T	3/8"	37°Flare:J-Fitting	Tube	1"	6,000
8B	1/2"	Female O-Ring	Pipe	1.75"	3,000
8D	1/2"	Male O-Ring	Pipe	1.75"	3,000
8C	1/2"	Compression	Pipe	1.75"	3,000
8T	1/2"	37°Flare:J-Fitting	Pipe	1.75"	3,000
12M	3/4"	Male NPT	Pipe	1.75"	3,000
12P	3/4"	Female NPT	Pipe	1.75"	3,000
12C	3/4"	Compression	Tube	1.75"	3,000

MICRON RATING

	Code	Nominal	Absolute
Sintered 316SS	1PM	.05	.2
	2PM	.2	.7
	3PM	.3	2
	4PM	.8	5
Wire Mesh	2X	2	10
	05	5	18
	10	10	25
	20	20	40
	40	40	75
	75	75	100
	100	100	150
	200	200	300

OPTIONAL O-RING TYPE

Code	Description	Temperature (°F)
N	Nitrile (Buna)	-40 to 250
V	Viton	-20 to 400

- Optional o-ring is only needed for male o-ring end fittings "D". Omit this character if the optional o-ring is not required.

STANDARD CONFIGURATIONS

Inlet/Outlet Description	Inlet Fitting	Outlet Fitting
Male NPT/Male NPT	M	M
Female O-Ring/Female O-Ring	B	B
37° Flare:J-Fitting/37° Flare:J-Fitting	T	T
Male NPT/Female NPT	M	P
Female O-Ring/37° Flare:J-Fitting	B	T
Female NPT/Male O-Ring	P	D
37° Flare:J-Fitting/Male NPT	T	M
Female NPT/Female NPT	P	P
Male O-Ring/Male O-Ring	D	D
Compression/Compression	C	C
Male NPT/Female O-Ring	M	B
Female O-Ring/Male O-Ring	B	D
37° Flare:J-Fitting/Female NPT	T	P
37° Flare:J-Fitting/Male O-Ring	T	D

- Custom configurations available upon request

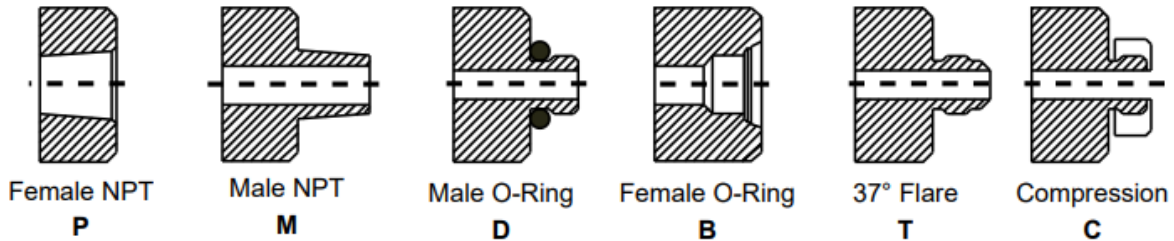
ADDITIONAL SPECIFICATIONS

- Flow rate = 5GPM/120SCFM
- Max differential pressure / collapse pressure of 50psi
- Assemblies that do not use the same Hex size must be custom quoted
- Female O-Ring machined to AS5202 (MS33649), 37° Flare to AS5202 (AS4395)

8200 Series In-Line Filters

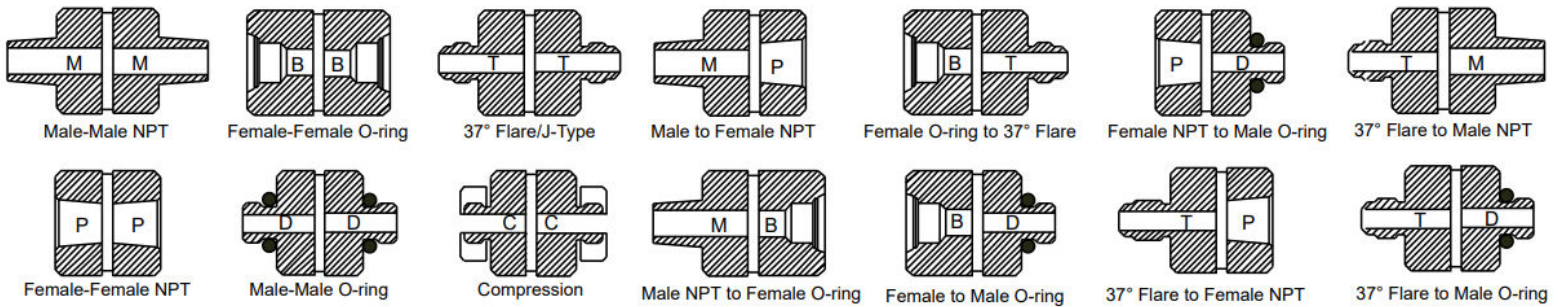


FITTING TYPES

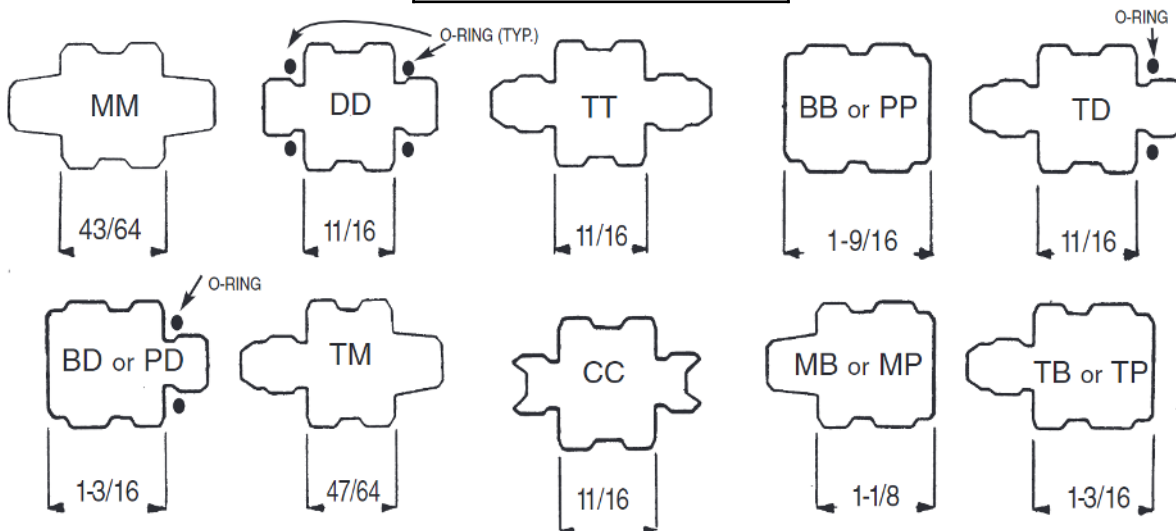


Note: The Female o-ring (**B**) is machined to standard AS5202 (MS33649).
37° Flare/ J-fitting (**T**) is machined to AS4395 (MS33656)

STANDARD CONFIGURATIONS



DIMENSIONS



END CONNECTIONS (PORTS) CAN BE ORDERED WITH INLET/OUTLET PORTS GOING IN EITHER DIRECTION.